

# JACKON

Building Systems

Product Catalogue 01/2021



## We have led development for over 60 years...

Jackon is a company with traditions. We develop lightweight solutions for a better climate, and are proud to be the Nordic region's leading manufacturer of insulation and packaging in expanded and extruded polystyrene for the construction industry.

The JACKON Group is a wholly owned Norwegian industrial group. Headquarters in Fredrikstad, the company was established over 60 years ago. Our history is characterised by innovation and development, adapting to ever changing market conditions and requirements. With energy saving and environmental considerations as our guide, we have developed a number of production methods and insulation systems.

Since Jacob Solgaard and Konrad Akselsen founded the company in 1956, the company has developed into a large group. Today, we have significant exports to many countries in Europe and beyond. Jackon has subsidiaries and production units in Norway, Sweden, Denmark, Finland, Germany and Belgium, with a total of 21 factories in 6 European countries.

We are proud to be able to document our quality and environment credentials through ISO 9001 and ISO 14001 certification. This applies to all production facilities in all our factories. This gives you as the customer the assurance that we will deliver the right product at the right time and to the right quality.

# JACKON

# Contents

---

<b>The JACKON Group</b>	<b>4</b>
<b>Sustainable Building Systems</b>	<b>6</b>
<b>Jackon Thermomur</b>	
• The Jackon Thermomur range	8
• Thermomur 200	9
• Thermomur 250X	11
• Thermomur 350	13
• Thermomur 350 Super	16
• Thermomur 350HD	19
• Thermomur 450	22
• Thermomur high density cavity closures	24
• Thermomur Ancillaries	25
• Jackon Bracing System	26
<b>Jackodur Atlas</b>	<b>27</b>
<b>Jackodur Atlas JRS</b>	<b>31</b>
<b>Jackon Thermodren</b>	<b>32</b>
<b>Jackon Technical Support</b>	<b>35</b>

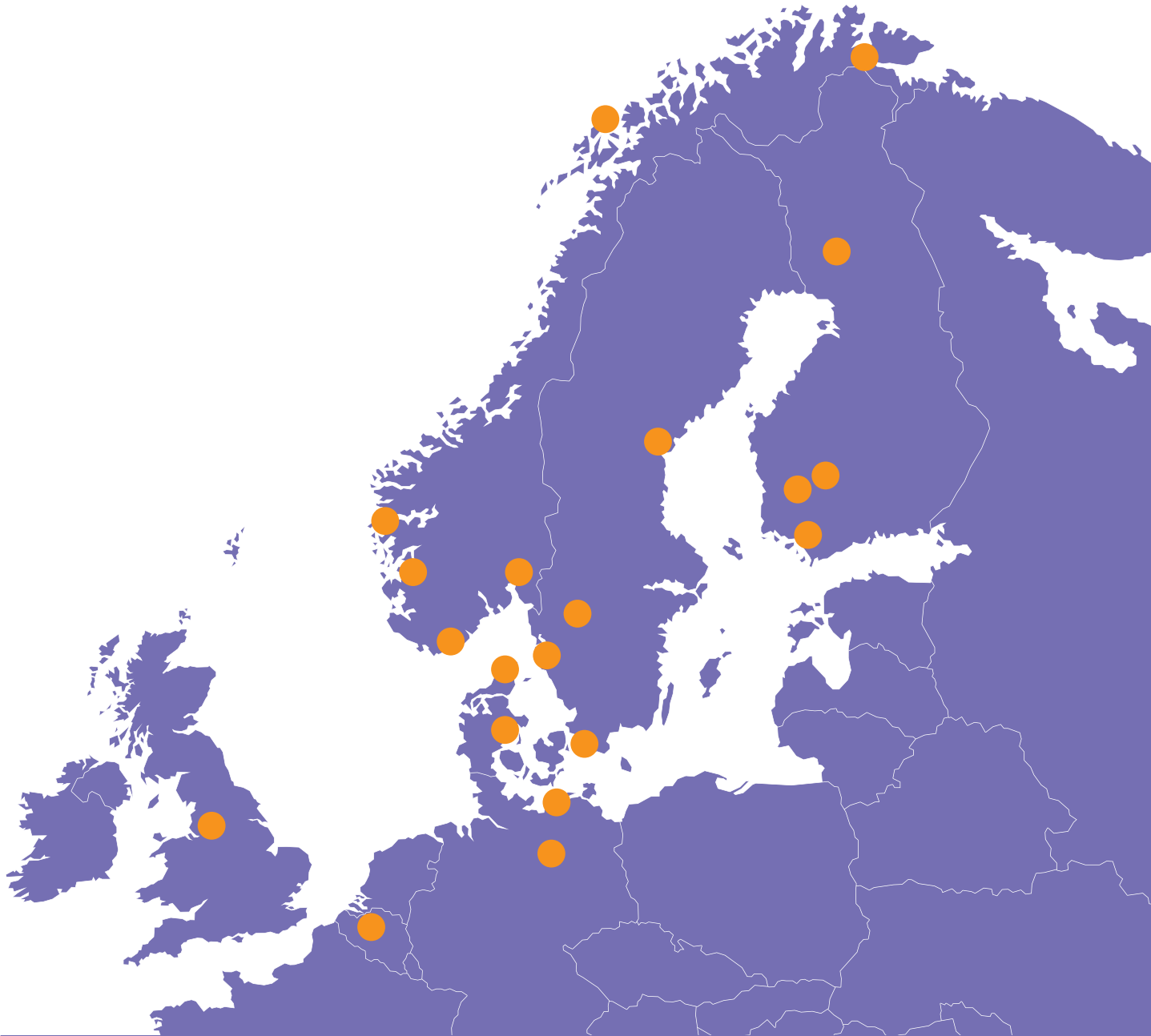
# The JACKON Group - Facts & Figures

---

We are a family-owned company established in Fredrikstad, Norway, in 1956

We are one of Europe's leading manufacturers of XPS (extruded polystyrene foam) and EPS (expanded polystyrene)

Today, we have 800 employees in 8 countries, 22 factories and 7 sales locations.



# The JACKON Group - Facts & Figures

---

- We distribute our products mainly to European countries


- Segments/product lines

- building solutions
- construction boards
- insulation applications
- industrial applications
- EPS raw material/beads

- We are a market and customer driven company, constantly striving to:

- Improve and develop new products - in close cooperation with our customers
- Optimize service quality and customer satisfaction

## THERMOMUR®



## JACKODUR® Atlas



## JACKOBOARD®





## Sustainable Building Systems

Jackon's products are made of extruded (XPS) or expanded (EPS) polystyrene - Jackofoam® and Jackopor®. These are processed oil products that consist of 98% air and are 100% recyclable.

At Jackon all surplus materials are recycled from production to new raw materials and new products. Used EPS and XPS can be re-melted and used for the production of other plastic products, e.g. garden furniture and flower boxes. In situations where recovery is not possible, used EPS and XPS can be incinerated and used as an energy carrier

in district heating systems. The material is organic, and the combustion products consist of water vapour, soot and carbon dioxide (CO<sub>2</sub>).

A large part of Jackon's products are used in the construction industry. This means that our products are buried, clothed or moulded. Thus, they cannot get in the way of polluting the environment - unless they are handled improperly.

EPS and XPS absorb minimal water and cannot rot. The material maintains its properties well over time and is chemically resistant - it does not release any substances into soil or water. The products have a long shelf life and thus reduce the need for replacement.

EPS and XPS have outstanding insulating properties that make the material a first choice for many applications in construction. Heating and cooling of buildings account for about half of Europe's total energy consumption. As EPS and XPS are very effective heat insulating materials, it can significantly reduce the use of fossil fuels for these purposes.

The thermal properties combined with its longevity makes EPS and XPS products the best choice for reducing the lifelong carbon footprint of buildings.

# THERMOMUR®

Jackon Thermomur® is a complete and unique building system for foundation walls and walls for residential houses, commercial buildings and garages. The system now includes 6 series adapted to different applications and building engineering requirements.



Jackon Thermomur® is based on moulded blocks of Jackopor® (EPS). The blocks are stacked as building blocks, reinforced and finally filled with concrete. Over 30 years of experience has provided a well thought out and wide range of blocks and a complete and unique building system for foundation walls and walls at full floor heights.

Thermomur blocks are lightweight and clean to work with. The foundation wall of a dwelling house is erected on record time, and a complete detached house is built quickly and solidly.

Thermomur® provides an insulated, airtight construction that meets or exceeds the government's energy requirements for homes.

Jackon Thermomur® is the smart, lightweight solution that provides superb room comfort. At the same time energy requirements for heating are reduced significantly. Buildings installed in the Jackon Thermomur® require little maintenance and are extremely durable. One can hardly make a more reasonable investment!

- ✓ Lightweight – easy assembly Energy efficient property value
- ✓ Dry, warm and healthy
- ✓ No cold bridges and air tight
- ✓ Technically approved



**Thermomur® 350HD**  
with 20 cm concrete core

Jackon Thermomur® is a complete and unique building system for foundation walls and walls for residential houses, commercial buildings and garages. The system now includes 6 series adapted to different applications and building engineering requirements.



**JACKON  
THERMOMUR®  
200**




**JACKON  
THERMOMUR®  
250X**



**JACKON  
THERMOMUR®  
350**



**JACKON  
THERMOMUR®  
350 Super**



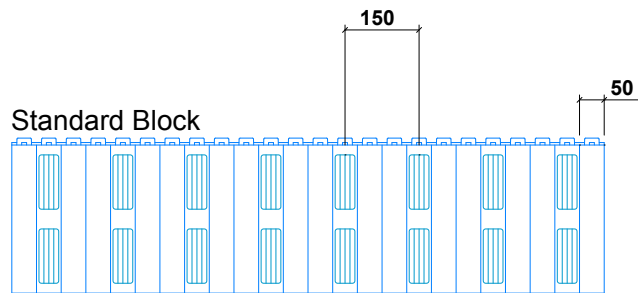
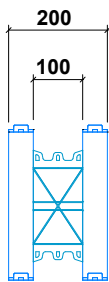
**JACKON  
THERMOMUR®  
350 HD**



**JACKON  
THERMOMUR®  
450**

Range	Width (mm)	Length (mm)	Height (mm)	Concrete Core (mm)	EPS Formwork (mm)	Concrete Consumption M3 / M2	U-Value W/MK	EPS
Thermomur® 200	200	1200	300	100	2 x 50	0.10	0.31	Jackopor EPS 150
Thermomur® 250x	250	1200	300	150	2 x 50	0.15	0.31	Jackopor EPS 150
Thermomur® 350	350	1200	300	150	2 x 100	0.15	0.17	Jackopor EPS 150
Thermomur® 350 Super	350	1200	300	150	2 x 100	0.15	0.15	Super EPS 150
Thermomur® 350 HD	350	1200	300	200	2 x 75	0.20	0.22	Jackopor EPS 150
Thermomur® 450	450	1200	300	150	100 x 200	0.15	0.11	Jackopor EPS 150

Jackopor Technical Data	Standard	Units	Jackopor 150	EPS Super 150
Compressive strength	EN 826	kN/m <sup>2</sup>	150	150
Long term compressive stress with 2% deflection	EN 1606	kN/m <sup>2</sup>	45	45
Declared thermal conductivity	EN 13163/4	W/mK	0.035	0.031
Water absorbency	EN 12087	Vol %	<= 5	<=3
Maximum operating temperature		°C	75	75



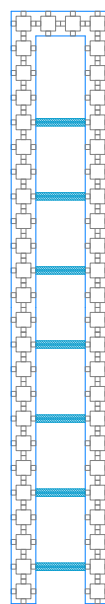
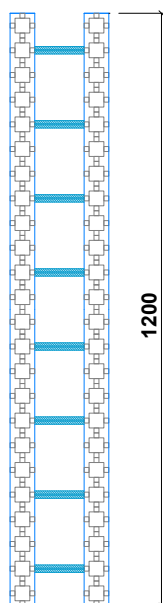
50mm Height Adjusting Strip





### STANDARD AND HALF BLOCK

Open

Closed



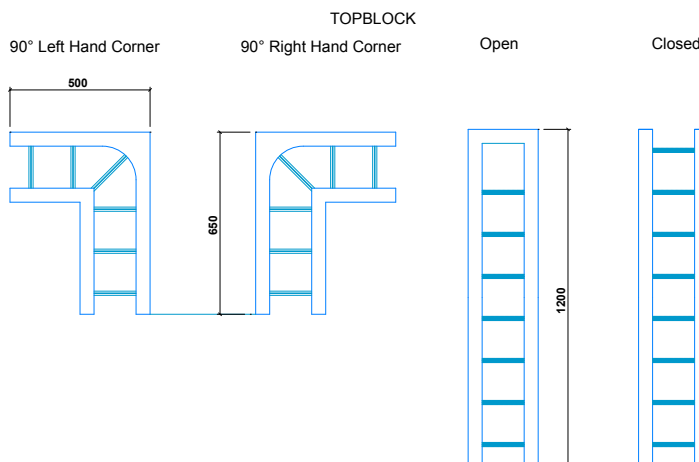
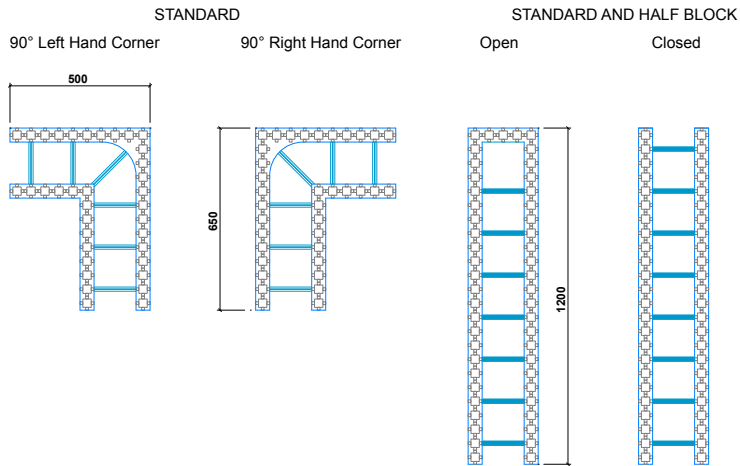

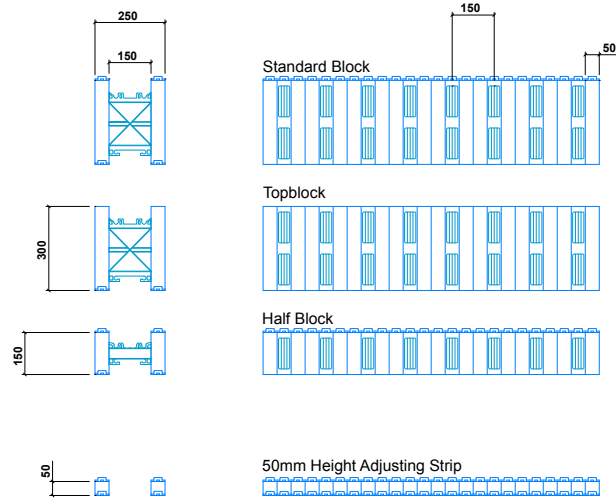
# THERMOMUR® 200

Component	DIMS (mm)	Insulation Thickness (mm)	Item No	M <sup>2</sup> /Item	M <sup>2</sup> /Pack	Unit /Pallet
 <p>Standard block 200</p> <p>Available as Open and Closed Block</p>	200 x 300 x 1200	2 x 50	<b>Open:</b> 46531826 <b>Closed:</b> 46531815	0,36 0,36	1.44 1.44	48 48
 <p>Strips</p> <p>50 mm high strips for wall or opening adjusting</p>	50 x 50 x 1200	50	51984153	0,06	0.12	-







## THERMOMUR® 200 - Technical Data Sheet

Data	Concrete Core (mm)	EPS (mm)	Concrete M3 / M2	U-Value W/MK	EPS	Bridges	Certifications	Fire Rating
Thermomur® 200	100	2 x 50	0.10	0.31	Jackopor EPS 150	Recycled Plastic	-	-

Jackopor Technical Data	Standard	Units	Jackopor 150
Compressive strength	EN 826	kN/m <sup>2</sup>	150
Long term compressive stress with 2% deflection	EN 1606	kN/m <sup>2</sup>	45
Declared thermal conductivity	EN 13163/4	W/mK	0.035
Water absorbency	EN 12087	Vol %	<= 5
Maximum operating temperature		°C	75

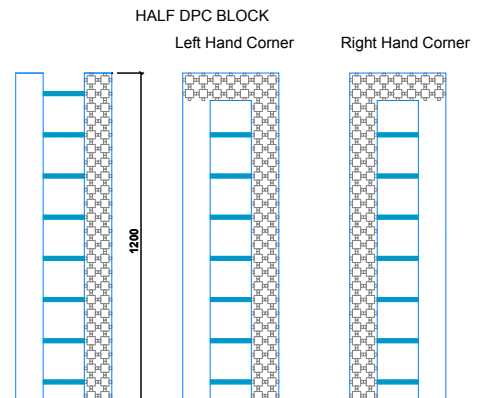
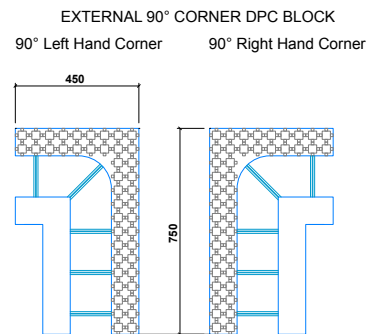
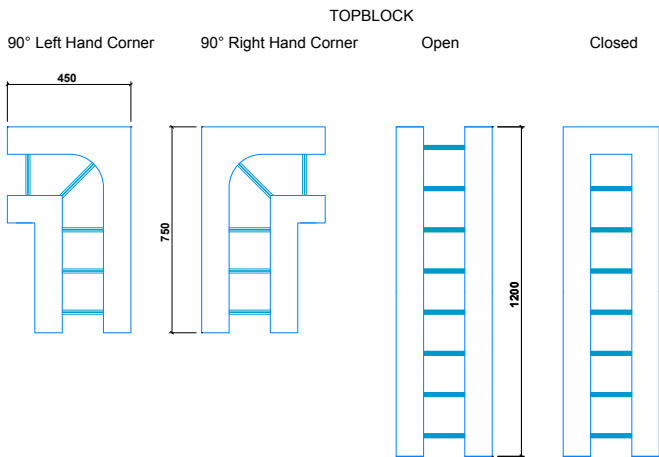
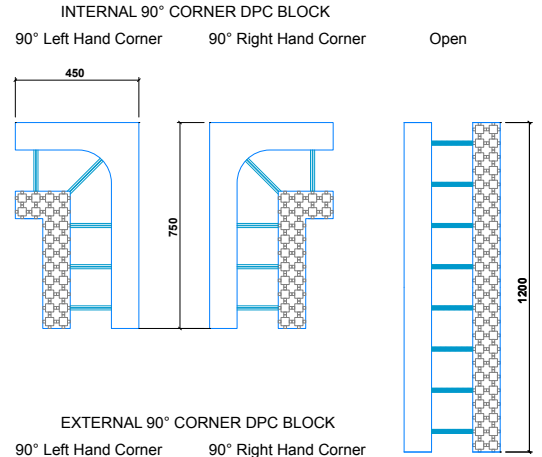
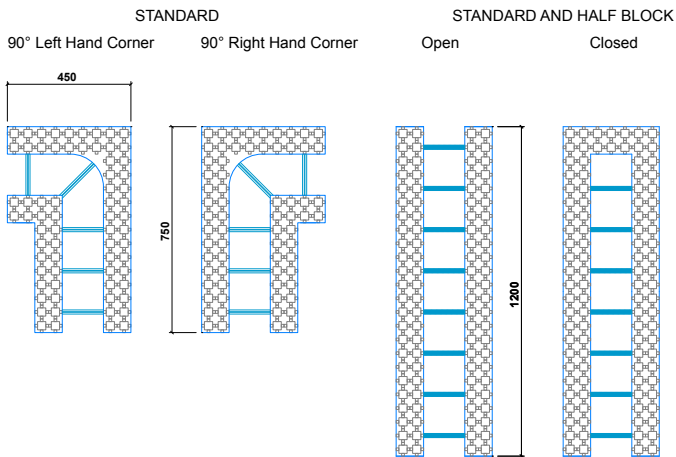
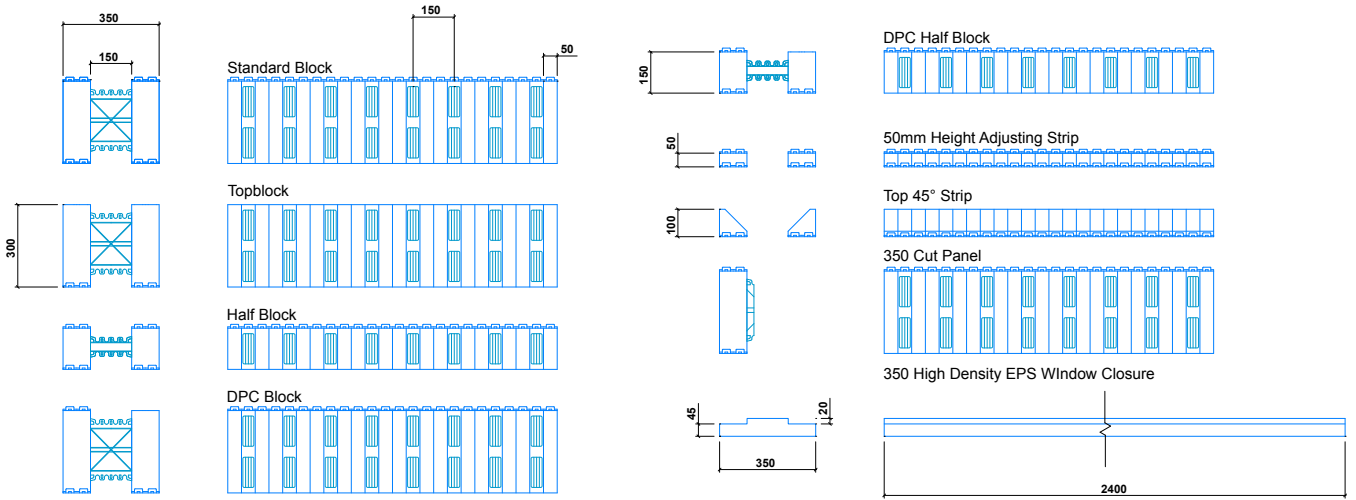


# THERMOMUR® 250x

Component	DIMS (mm)	Insulation Thickness (mm)	Item No	M <sup>2</sup> /Item	M <sup>2</sup> /Pack	Unit /Pallet
 <p>Standard block 250x</p> <p>Available as Open and Closed Block</p>	200 x 300 x 1200	2 x 50	<b>Open:</b> 53708620 <b>Closed:</b> 53708654	0,36 0,36	1.44 1.44	40 40
 <p>90° Corner Block 250x</p> <p>Available as Left-hand and Right-hand block for corner construction</p>	250 x 300 x (500 + 650)	2 x 50	<b>Left:</b> 53708646 <b>Right:</b> 53708635	0,345 0,345	0.69	42
 <p>1/2-block 250x</p> <p>Half height Block for adjusting wall, door or windowsill heights. Available as Open and Closed Block</p>	250 x 150 x 1200	2 x 50	<b>Open:</b> 53708703 <b>Closed:</b> 53708718	0,18 0,18	1.44 1.44	80 80
 <p>Top block 250x</p> <p>Flat moulded panels for top of wall construction or Radon membrane accommodation. Available as Open and Closed Block</p>	250 x 300 x 1200	2 x 50	<b>Open:</b> 53708665 <b>Closed:</b> 53708692	0,36 0,36	1.44 1.44	40 40
 <p>Top block 90° Corner 250x</p> <p>Available as Left-hand and Right-hand block for corner construction</p>	250 x 300 x (500 + 650)	2 x 50	<b>Left:</b> 53708684 <b>Right:</b> 53708673	0,345 0,345	0.69	42
 <p>Strips</p> <p>50mm high strips for wall or opening adjusting</p>	50 x 50 x 1200	50	51984153	0.06	0.12	-

## THERMOMUR® 250x - Technical Data Sheet





Data	Concrete Core (mm)	EPS (mm)	Concrete M3 / M2	U-Value W/MK	EPS	Bridges	Certifications	Fire Rating
Thermomur® 250x	150	2 x 50	0.15	0.31	Jackopor EPS 150	Recycled Plastic	ETA, BBA	REI90, Class0
Jackopor Technical Data				Standard	Units	Jackopor 150		
Compressive strength				EN 826	kN/m <sup>2</sup>	150		
Long term compressive stress with 2% deflection				EN 1606	kN/m <sup>2</sup>	45		
Declared thermal conductivity				EN 13163/4	W/mK	0.035		
Water absorbency				EN 12087	Vol %	<= 5		
Maximum operating temperature					°C	75		



# THERMOMUR® 350

Component	DIMS (mm)	Insulation Thickness (mm)	Item No	M <sup>2</sup> /Item	M <sup>2</sup> /Pack	Unit /Pallet
<b>Standard block 350</b>  Available as Open and Closed Block	350 x 300 x 1200	2 x 100	<b>Open:</b> 41466988 <b>Closed:</b> 41466996	0,36 0,36	1.44 1.44	28 28
<b>90° Corner Block 350</b>  Available as Left-hand and Right-hand block for corner construction	350 x 300 x (750 + 450)	2 x 100	<b>Left:</b> 43819398 <b>Right:</b> 43819383	0,36 0,36	0.72	24
<b>1/2-block 350</b>  Half height Block for adjusting wall, door or windowsill heights. Available as Open and Closed Block	350 x 150 x 1200	2 x 100	<b>Open:</b> 41467002 <b>Closed:</b> 41467010	0,18 0,18	1.44 1.44	56 56
<b>Top block 350</b>  Available as Left-hand and Right-hand block for corner construction	350 x 300 x 1200	2 x 100	<b>Open:</b> 41467028 <b>Closed:</b> 41467036	0,36 0,36	1.44 1.44	40 40
<b>Top block 90° Corner 350</b>  Available as Left-hand and Right-hand block for corner construction	350 x 300 x (750 + 450)	2 x 100	<b>Left:</b> 45451764 <b>Right:</b> 45451753	0,36 0,36	0.72	24
<b>350 Panel</b>  For Intermediate floor detail	120 x 300 x 1200	-	46348540	0,36	1.44	56
<b>Strips</b>  50mm high strips for wall or opening adjusting	100 x 50 x 1200	100	46348566	0.06	0.12	-
<b>45° Strip</b>  Used to widen the concrete bearing width	100 x 100 x 1200	100	46348574	0.12	0.24	-
<b>350 DPC Block</b>  Flat moulded top of panel for DPC membrane accommodation	350 x 300 x 1200	2 x 100	51543815	0.36	1.44	28

# THERMOMUR® 350

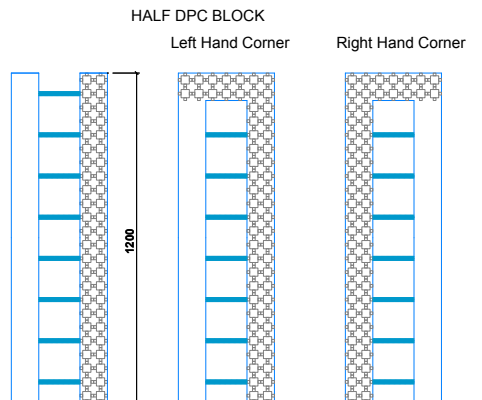
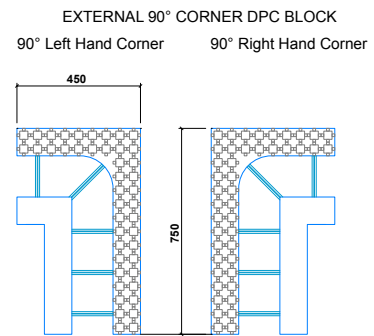
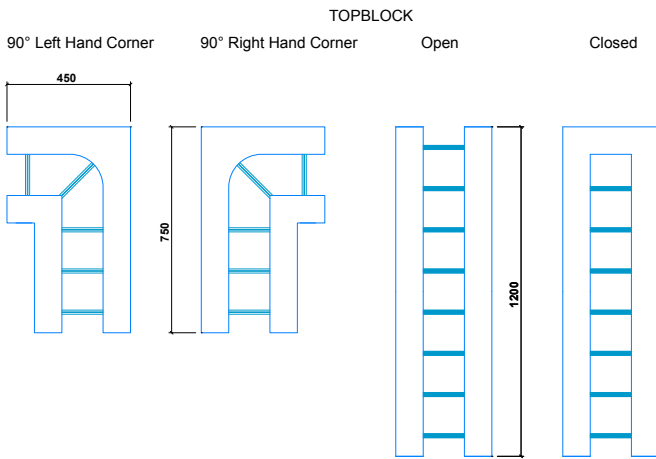
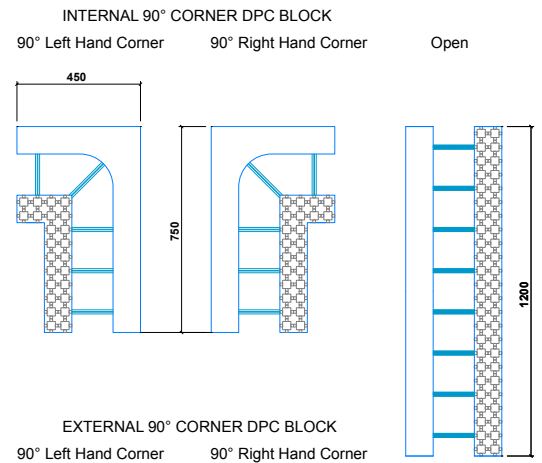
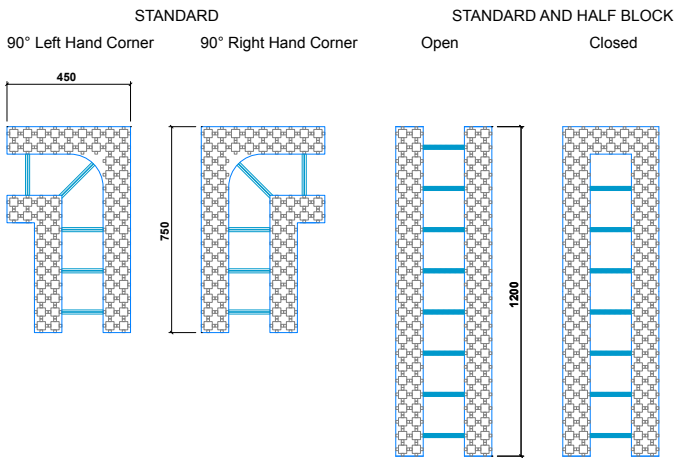
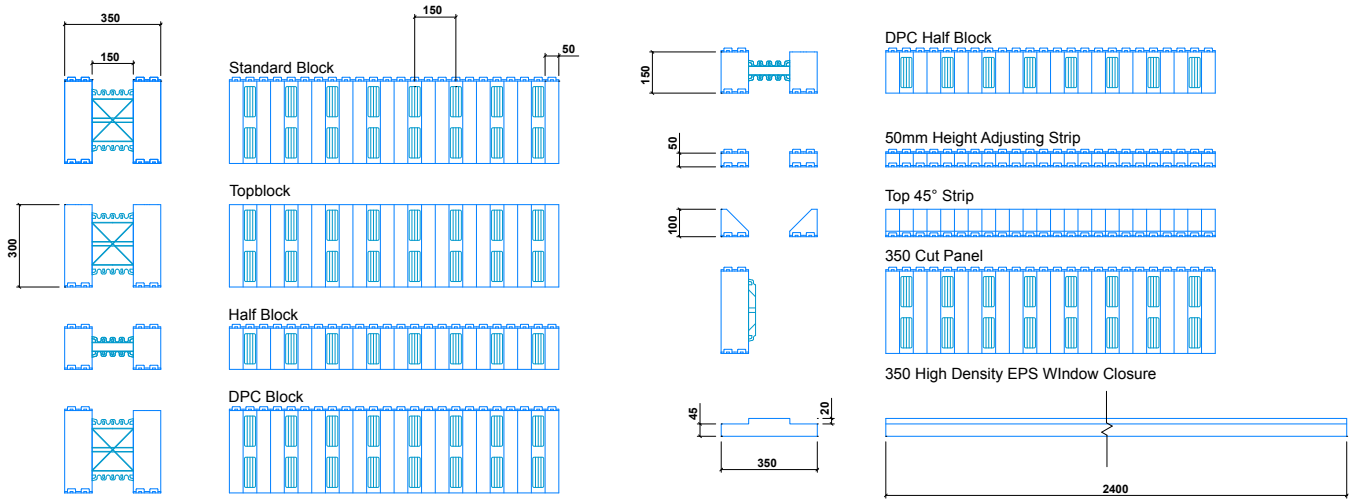
Component	DIMS (mm)	Insulation Thickness (mm)	Item No	M <sup>2</sup> /Item	M <sup>2</sup> /Pack	Unit /Pallet
<b>350 Internal DPC 90° Corner Block</b>  <p>Left-hand and Right-hand DPC blocks for Internal Corners</p>	350 x 300 x (750 + 450)	2 x 100	<b>Left:</b> 51958442 <b>Right:</b> 51958438	0,36 0,36	0.72	24
<b>350 External DPC 90° Corner Block</b>  <p>Left-hand and Right-hand DPC blocks for External Corners</p>	350 x 300 x (750 + 450)	2 x 100	<b>Left:</b> 51958457 <b>Right:</b> 51958423	0,36 0,36	0.72	24
<b>1/2-DPC Block 350</b>  <p>Open Half height DPC block. Height = 150 mm</p>	350 x 150 x 1200	2 x 100	45619454	0,18	1.44	56
<b>1/2-DPC Corner Block 350</b>  <p>Open Half height DPC block. Height = 150 mm</p>	350 x 150 x 1200	2 x 100	<b>Internal:</b> 46061918 <b>External:</b> 46061903	0,18 0,18	0.72	56

## THERMOMUR® 350 - Technical Data Sheet










Data	Concrete Core (mm)	EPS (mm)	Concrete M3 / M2	U-Value W/MK	EPS	Bridges	Certifications	Fire Rating
Thermomur® 350	150	2 x 100	0.15	0.17	Jackopor EPS 150	Recycled Plastic	ETA, BBA	REI90, Class0

Jackopor Technical Data	Standard	Units	Jackopor 150
Compressive strength	EN 826	kN/m <sup>2</sup>	150
Long term compressive stress with 2% deflection	EN 1606	kN/m <sup>2</sup>	45
Declared thermal conductivity	EN 13163/4	W/mK	0.035
Water absorbency	EN 12087	Vol %	<= 5
Maximum operating temperature		°C	75



# THERMOMUR® 350Super Components



# THERMOMUR® 350Super

Component	DIMS (mm)	Insulation Thickness (mm)	Item No	M <sup>2</sup> /Item	M <sup>2</sup> /Pack	Unit /Pallet
<b>Standard block 350 Super</b>  Available as Open and Closed Block	350 x 300 x 1200	2 x 100	<b>Open:</b> 44883046 <b>Closed:</b> 44883073	0,36 0,36	1.44 1.44	28 28
<b>90° Corner Block 350 Super</b>  Available as Left-hand and Right-hand block for corner construction	350 x 300 x (750 + 450)	2 x 100	<b>Left:</b> 44883065 <b>Right:</b> 44883054	0,36 0,36	0.72	24
<b>1/2-block 350 Super</b>  Half height Block for adjusting wall, door or windowsill heights. Available as Open and Closed Block	350 x 150 x 1200	2 x 100	<b>Open:</b> 44883020 <b>Closed:</b> 44883035	0,18 0,18	1.44 1.44	56 56
<b>Top block 350 Super</b>  Flat moulded panels for top of wall construction or Radon membrane accommodation. Available as Open and Closed Block	350 x 300 x 1200	2 x 100	<b>Open:</b> 44883084 <b>Closed:</b> 44883092	0,36 0,36	1.44 1.44	28 28
<b>Top block 90° Corner 350 Super</b>  Available as Left-hand and Right-hand block for corner construction	350 x 300 x (750 + 450)	2 x 100	<b>Left:</b> 45451783 <b>Right:</b> 45451772	0,36 0,36	0.72	24
<b>350 Super Panel</b>  For Intermediate floor detail	120 x 300 x 1200	1 x 100	51062018	0,36	1.44	56
<b>350 Super DPC Block</b>  Flat moulded top of panel for DPC membrane accommodation	350 x 300 x 1200	2 x 100	51343845	0,36	1.44	28
<b>350 Super Internal DPC 90° Corner Block</b>  Left-hand and Right-hand DPC blocks for Internal Corners	350 x 300 x (750 + 450)	2 x 100	<b>Left:</b> 51958480 <b>Right:</b> 51958476	0,36 0,36	0.72	24
<b>350 Super External DPC 90° Corner Block</b>  Left-hand and Right-hand DPC blocks for External Corners	350 x 300 x (750 + 450)	2 x 100	<b>Left:</b> 51958495 <b>Right:</b> 51958461	0,36 0,36	0.72	24

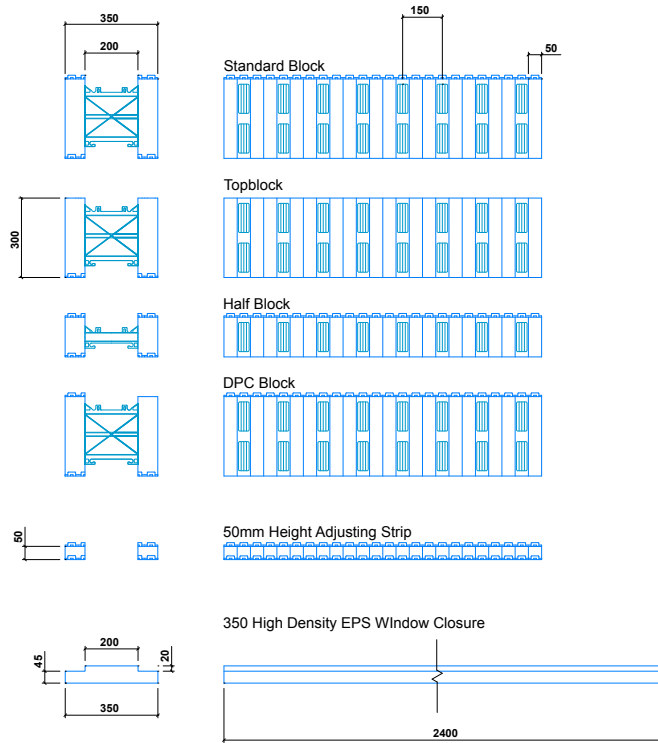
# THERMOMUR® 350Super

Component	DIMS (mm)	Insulation Thickness (mm)	Item No	M <sup>2</sup> /Item	M <sup>2</sup> /Pack	Unit /Pallet
<b>1/2-DPC Block 350 Super</b>  Open Half height DPC block. Height = 150 mm	350 x 150 x 1200	2 x 100	45619484	0,18	1.44	56
<b>1/2-DPC Corner Block 350 Super</b>  Left and Right DPC blocks for External Corners	350 x 150 x 1200	2 x 100	<b>Internal:</b> 45619503 <b>External:</b> 45619492	0,18 0,18	0.72	56

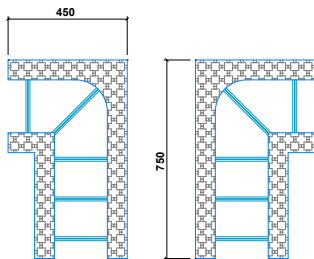
## THERMOMUR® 350Super - Technical Data Sheet

Data	Concrete Core (mm)	EPS (mm)	Concrete M3 / M2	U-Value W/MK	EPS	Bridges	Certifications	Fire Rating
Thermomur® 350 Super	150	2 x 100	0.15	0.15	EPS Super 150	Recycled Plastic	ETA, BBA	REI90, Class0

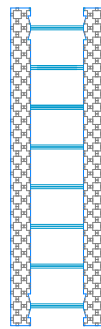
Jackopor Technical Data	Standard	Units	EPS Super 150
Compressive strength	EN 826	kN/m <sup>2</sup>	150
Long term compressive stress with 2% deflection	EN 1606	kN/m <sup>2</sup>	45
Declared thermal conductivity	EN 13164	W/mK	0.031
Water absorbency	EN 12087	Vol %	<=3
Maximum operating temperature		°C	75



STANDARD  
90° Left Hand Corner 90° Right Hand Corner

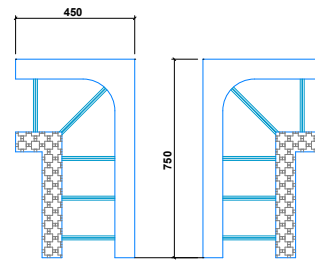


STANDARD AND HALF BLOCK

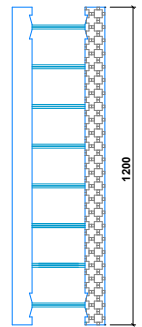


DPC BLOCK

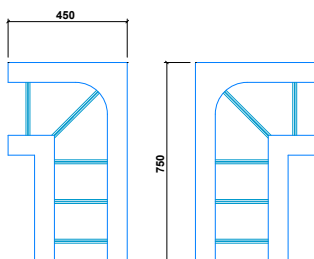
INTERNAL 90° CORNER DPC BLOCK  
90° Left Hand Corner 90° Right Hand Corner



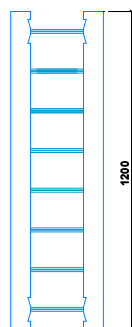
Open



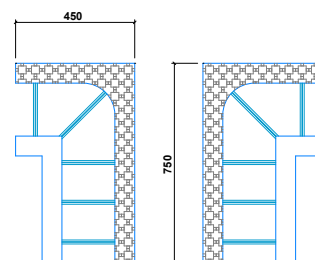
TOPBLOCK  
90° Left Hand Corner 90° Right Hand Corner



Open



EXTERNAL 90° CORNER DPC BLOCK  
90° Left Hand Corner 90° Right Hand Corner



# THERMOMUR® 350HD

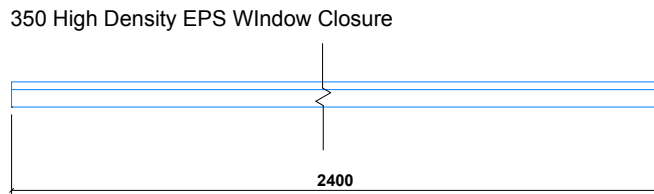
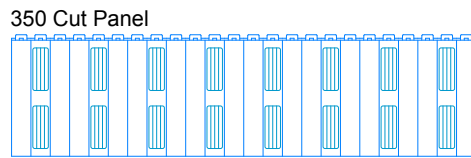
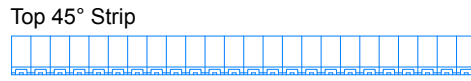
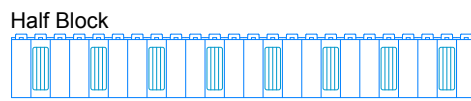
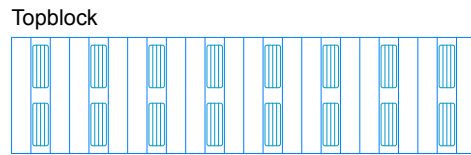
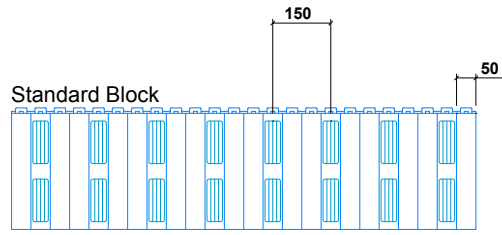
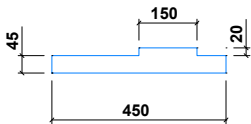
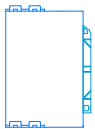
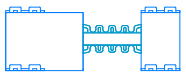
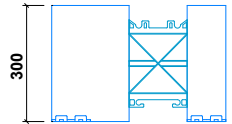
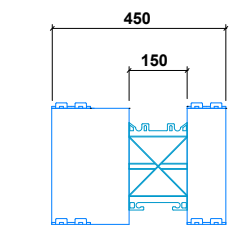
Component	DIMS (mm)	Insulation Thickness (mm)	Item No	M <sup>2</sup> /Item	M <sup>2</sup> /Pack	Unit /Pallet
<b>Standard block 350HD</b>  Available as Open Block	350 x 300 x 1200	2 x 75	55423340	0,36	1.44	28 28
<b>90° Corner Block 350HD</b>  Available as Left-hand and Right-hand block for corner construction	350 x 300 x (750 + 450)	2 x 75 2 x 75	<b>Left:</b> 55423366 <b>Right:</b> 55423355	0,345 0,345	0.72	24
<b>1/2-block 350HD</b>  Half height Block for adjusting wall, door or windowsill heights. Available as Open Block	350 x 150 x 1200	2 x 75	55423336	0,18	1.44	56
<b>Top block 350HD</b>  Flat moulded panels for top of wall construction or Radon membrane accommodation. Available as Open Block	350 x 300 x 1200	2 x 75	55423412	0,36	1.44	28
<b>Top block 90° Corner 350HD</b>  Available as left- and Right-hand block for corner construction	350 x 300 x (750 + 450)	2 x 75	<b>Left:</b> 55423438 <b>Right:</b> 55423423	0,36 0,36	0.72	24
<b>STRIPS</b>  50 mm high strips for wall or opening adjusting	75 x 50 x 1200	75	55951764	0.06	0.12	-
<b>350HD DPC Block</b>  Flat moulded top of panel for DPC membrane accommodation	350 x 300 x 1200	2 x 75	55423374	0.36	1.44	28
<b>350HD Internal DPC 90° Corner Block</b>  Flat moulded top of panel for DPC membrane accommodation	350 x 300 x (750 + 450)	2 x 75 2 x 75	<b>Left:</b> 55423404 <b>Right:</b> 55423393	0,36 0,36	0.72	24
<b>350HD External DPC 90° Corner Block</b>  Left and Right DPC blocks for External Corners	350 x 300 x (750 + 450)	2 x 75 2 x 75	<b>Left:</b> 55423385 <b>Right:</b> 55423476	0,36 0,36	0.72	24

# THERMOMUR® 350HD

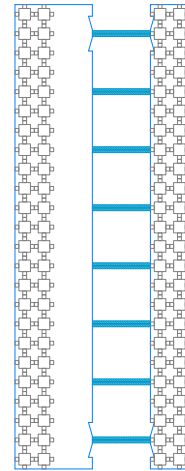
## THERMOMUR® 350Super - Technical Data Sheet

Data	Concrete Core (mm)	EPS (mm)	Concrete M3 / M2	U-Value W/MK	EPS	Bridges	Certifications	Fire Rating
Thermomur® 350HD	200	2 x 75	0.20	0.22	Jackopor EPS 150	Recycled Plastic	ETA, BBA	REI90, Class0

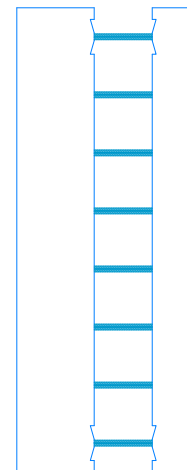
Jackopor Technical Data	Standard	Units	Jackopor 150
Compressive strength	EN 826	kN/m <sup>2</sup>	150
Long term compressive stress with 2% deflection	EN 1606	kN/m <sup>2</sup>	45
Declared thermal conductivity	EN 13163/4	W/mK	0.035
Water absorbency	EN 12087	Vol %	<= 5
Maximum operating temperature		°C	75



STANDARD AND HALF BLOCK



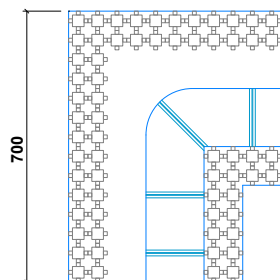
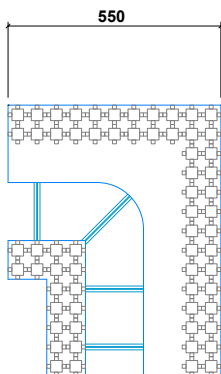
TOPBLOCK



EXTERNAL 90° CORNER BLOCK

90° Left Hand Corner

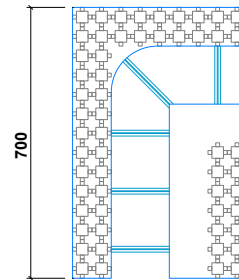
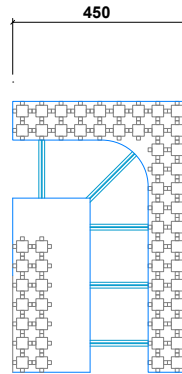
90° Right Hand Corner









INTERNAL 90° CORNER BLOCK

90° Left Hand Corner

90° Right Hand Corner







# THERMOMUR® 450

Component	DIMS (mm)	Insulation Thickness (mm)	Item No	M <sup>2</sup> /Item	M <sup>2</sup> /Pack	Unit /Pallet
 <p>Standard block 450</p> <p>Available as Open Block</p>	450 x 300 x 1200	200 + 100	53708563	0,36	1.44	20 20
 <p>90° External Corner Block 450</p> <p>Available as Left-hand and Right-hand block for external corner construction</p>	450 x 300 x (550 + 700)	200 + 100	Left: 53708597 Right: 53708578	0,375 0,375	0.72	24
 <p>90° Internal Corner Block 450</p> <p>Available as Left-hand and Right-hand block for internal corner construction</p>	450 x 300 x (450 + 700)	200 + 100	Left: 53708601 Right: 53708582	0,345 0,345	0.72	24 24
 <p>1/2-block 450</p> <p>Half height Block for adjusting wall, door or windowsill heights. Available as Open Block</p>	450 x 150 x 1200	200 + 100	53708552	0,18	1.44 1.44	40 40
 <p>Top block 450</p> <p>Flat moulded panels for top of wall construction or Radon membrane accommodation. Available as Open Block</p>	450 x 300 x 1200	200 + 100	53708616	0,36	1.44 1.44	20
 <p>450 Panel</p> <p>For Intermediate floor detail</p>	220 x 300 x 1200	-	53708953	0,36	1.44	

## THERMOMUR® 450 - Technical Data Sheet

Data	Concrete Core (mm)	EPS (mm)	Concrete M3 / M2	U-Value W/MK	EPS	Bridges	Certifications	Fire Rating
Thermomur® 450	150	200+100	0.15	0.11	Jackopor EPS 150	Recycled Plastic	ETA, BBA	REI90,Class0
Jackopor Technical Data				Standard	Units	Jackopor 150		
Compressive strength				EN 826	kN/m <sup>2</sup>	150		
Long term compressive stress with 2% deflection				EN 1606	kN/m <sup>2</sup>	45		
Declared thermal conductivity				EN 13163/4	W/mK	0.035		
Water absorbency				EN 12087	Vol %	<= 5		
Maximum operating temperature					°C	75		

Component	DIMS (mm)	Insulation Thickness (mm)	Item No	M <sup>2</sup> /Item
<p><b>Opening Closure 150</b></p>  <p>Standard opening formwork for the 150 mm core systems</p>	150 x 2400	36	56043358	-
<p><b>Opening Closure 350</b></p>  <p>Designed for enhanced thermal detail around openings and wall plate of the 350 System</p>	350 x 2400 Core: 150mm	45/65	56043362	-
<p><b>Opening Closure 350HD</b></p>  <p>Designed for enhanced thermal detail around openings and wall plate of the 350HD System</p>	350 x 2400 Core: 200 mm	45/65	56043377	-
<p><b>Opening Closure 450</b></p>  <p>Designed for enhanced thermal detail around openings and wall plate of the 450 System</p>	450 x 2400 Core: 150mm	45/65	56043381	-

### THERMOMUR® High Density Cavity Closures Technical Data Sheet

Data	Concrete Core (mm)	EPS (mm)	EPS (mm)	Density
High Density Cavity Closures	150/200	36, 45/65	Jackopor EPS	>130 Kg/m <sup>3</sup>

Component	DIMS (mm)	Item No	Pack Size
<p><b>Jackon Thermomur Top Tape</b></p>  <p>Protects the Thermomur interlocking system while concreting</p>	150mm x 134m	54519674	-
<p><b>Expanding Foam</b></p>  <p>For sealing small holes and openings</p>	-	29469186	-
<p><b>Formwork Ancillaries</b></p>  <p>Wire Hoop and wedge system to aid vertical support timber stud</p>	Thermomur® 200 Thermomur® 250 Thermomur® 350	46714621 23107568 41467044	Pack of 20 Pack of 20 Pack of 20
		48332703	Pack of 24
<p><b>Vertical Rebar Holder Clip</b></p>  <p>Attaches to the Thermomur Plastic Bridge to keep the vertical rebar in place while concreting</p>	Standard width (100mm) 350HD (135mm)	52690116 55940666	Pack of 25 Pack of 25
<p><b>Rebar Links</b></p>  <p>Bent to fit within the standard 150 mm core systems</p>	b x h 130x240 mm 130 x 390 mm	46714458 46714462	- -
<p><b>Rebar Links 350HD</b></p>  <p>Bent to fit within the HD system with a 200 mm core</p>	b x h 175 x 240 mm 175 x 390 mm	55940640 55940655	- -
<p><b>Metal wedge Plates</b></p>  <p>Holds insulation panels butted to each other</p>	-	25566712	Pack of 25
<p><b>Plastic Screws</b></p>  <p>Attaches insulation boards together</p>	100 mm 140 mm 190 mm	30731855 30731863 54941600	Pack of 500

**Jackon Bracing system Uses Plumwall's design to provide all in one (support , access, alignment & plumb) with the one person alignment control right at platform level.**

Folding lightweight design with a heavy duty galvanised steel strongback and a 3 way anchor foot for fixing to different floor constructions. Allows the use of scaffolding boards and safety rails for Heath & Safety compliance.

- ✓ Lightweight – easy assembly
- ✓ One person adjustment system
- ✓ All in one system: Access, support, plumb & alignment
- ✓ Forklift accessible, stackable storage crate
- ✓ Safety post for rail & kick boards



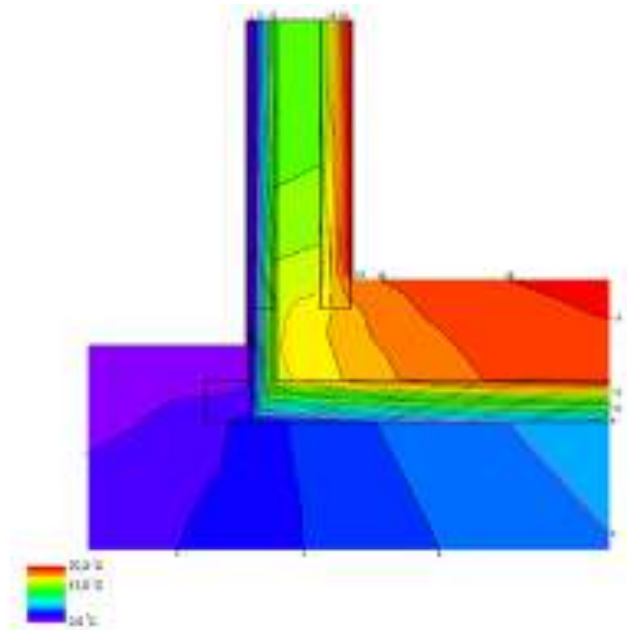
Item	DIMS (mm)	Item No	Pack Size
Jackon Thermomur Bracing System All in one I CF support system for Thermomur walls	3000	-	24

# JACKODUR® Atlas

**JACKODUR® Atlas – made of extruded polystyrene foam (XPS) – is an intelligent, efficient thermal insulation and formwork system for floor slabs. The innovation part is the new, economical interlocking system, which provides thermal bridge-free insulation in all types of buildings.**

The Atlas system will eliminate the key thermal bridge at the junction of the floor slab and the external walls. Supplied cut to size to eliminate waste on site and ensuring a rapid build programme whilst offering complete design flexibility

- ✓ Lightweight – easy assembly
- ✓ Speed of construction
- ✓ Cut to fit individual raft design
- ✓ Energy efficient. Bespoke U-Value
- ✓ Technically approved



## Technically approved

- Formwork element with tongue for insertion into Atlas corner and side element
- Insulation thicknesses from 80-320 mm for floor plate heights up to 500 mm

## Surface element

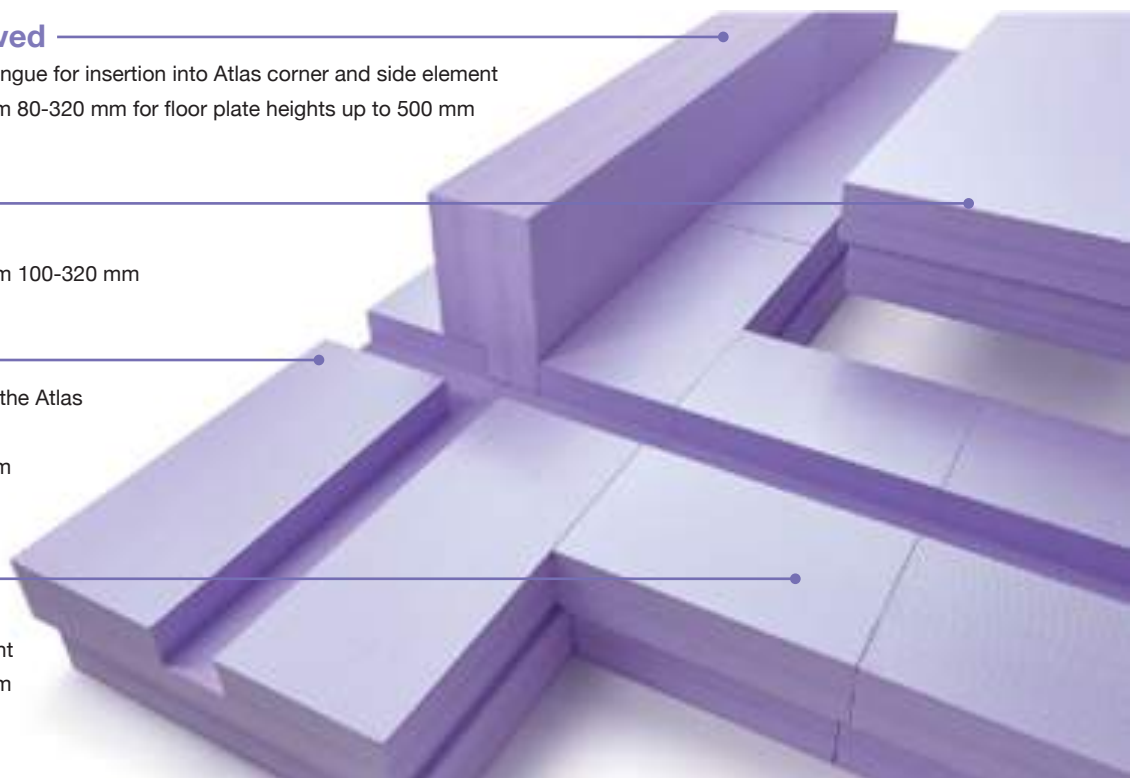
- Surface element for Atlas
- Insulation thicknesses from 100-320 mm

## Corner element





- With groove for mounting the Atlas formwork element
- Insulation thicknesses from 100-320 mm

## Side element

- With groove for mounting the Atlas formwork element
- Insulation thicknesses from 100-320 mm



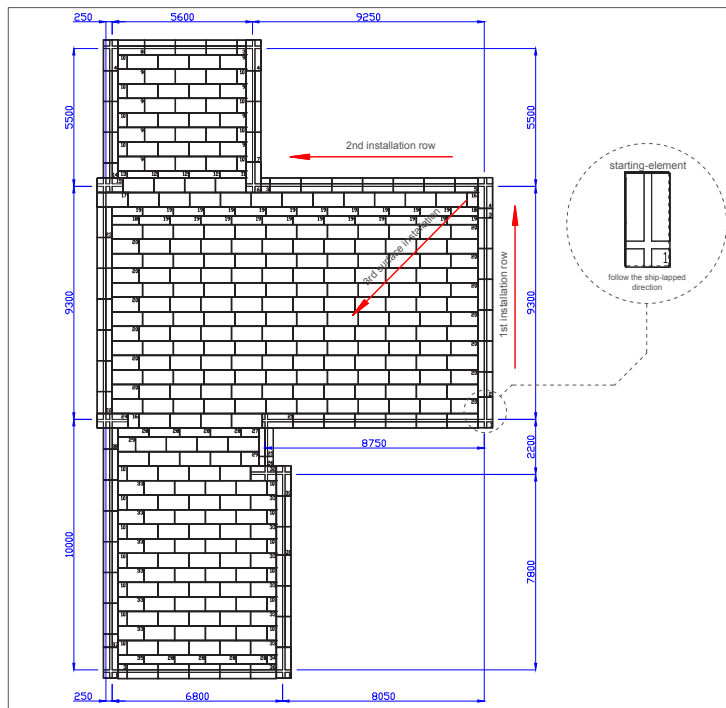
# JACKODUR® Atlas

Component	DIMS (MM)	INSULATION THICKNESS (MM)
 <p>Covers the majority of the floor area</p>	1265 x 615 mm, covering area 1250 x 600 (except especially cut elements)	100 to 320 mm
 <p>Similar thickness to the Surface Elements but are machined with a groove to hold the Formwork Elements secure without additional fixings or adhesive</p>	-	100 to 320 mm
 <p>Machined to form the corners of the floor plate</p>	-	100 to 320 mm
 <p>Can be supplied at a height to suit your floor slab thickness</p>	Max Height 500 mm	80 to 320 mm

Available in 300 Kpa, 500 Kpa and 700 Kpa compressive strengths



## Example On-Site Instructions:



### General information

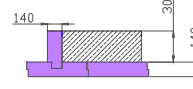
The construction, type of substructure and level area should be completed to the specifications calculated in the floor structural stability approval and/or to the specifications of the construction manager. The substrate for laying the JACKODUR Atlas elements must be levelled off. The JACKODUR Atlas laying plan must be consistent with the design plans for the construction project. The company performing of the manager overseeing the construction is responsible for ensuring that the JACKODUR Atlas system is laid properly.

### Installation

Once the start element has been laid, the side elements are laid up to the next angle element (1st row). Further side elements are then laid up to the third angle element (2nd row). The formwork elements are fitted into the grooves provided and the surface elements subsequently laid (3rd surface installation).

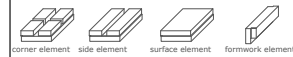
### Detail

Compressive strength of formwork element: 300 kPa  
Compressive strength of insulation beneath the floor plate: 300 kPa  
respectively 150 kPa (50 years, deformation < 2%)



Please note: A separating layer (e.g. PE film) must be laid on top of the thermal insulation.

### caption



blue dimensions = outer edge of the concrete



### JACKODUR Atlas

Thermal insulating and formwork system for floor plates

Project	Mr. Ken Hall	project no.	UK_6675
Date	23-07-20	Scale	not to scale
Unit	mm	Drawer	TD

## JACKODUR® Atlas

Object: **Obj\_6675**  
Order number: **A400381432**

### Packing list:

<b>Pallet 01</b> (53)	2 pcs	Surface element
	3 pcs	Special part No.4
	3 pcs	Special part No.1
	1 pc	Special part No.6
	1 pc	Special part No.7
	3 pcs	Special part No.12
	1 pc	Special part No.11
	21 pcs	Special part No.10
	4 pcs	Special part No.3
	8 pcs	Special part No.9
	1 pc	Special part No.8
	1 pc	Special part No.15
	1 pc	Special part No.2
	1 pc	Special part No.5
	1 pc	Special part No.14
1 pc	Special part No.13	
<b>Pallet 02</b>	34 pcs	Surface element
<b>Pallet 03</b>	34 pcs	Surface element
<b>Pallet 04</b>	34 pcs	Surface element
<b>Pallet 05</b>	34 pcs	Surface element

## JACKODUR Atlas® XPS - Technical Data Sheet

Compressive Strength	KF300	KF500	KF700
compressive strengths at 10% deformation in kPa [EN 826]	300	500	700
compressive creep (50 years, deformation <2% in kPa [EN 1606])	130	180	250

		Units	
moisture absorption, under freeze-thaw	EN 12091		up to 1%
thermal conductivity, $\lambda_D$	EN 13164	W/(m·K)	0.034
thermal conductivity, $\lambda_D$ with 10% moisture	EN 10456	W/(m·K)	-
thermal conductivity, $\lambda_D$ with 1% moisture	EN 10456	W/(m·K)	0.035

Thickness	Thermal Conductivity $\lambda_D$ (EN 13164)		
	KF300	KF500	KF700
mm	W/(m·K)		
100	0,035	0,035	0,035
120	0,035	0,035	0,035
140	0,035	0,035	0,035
160	0,035	0,035	0,035
180	0,035	0,035	0,035
200	0.036	0,035	0,035
220	0.036	0,035	0,035
240	0.036	0,035	0,035
280	0.036	0,035	0,035
300	0.036	0,035	0,035
320	0.036	0,035	0,035

# JACKODUR® Atlas JRS




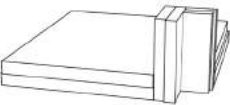
JACKODUR® Atlas JRS is a simpler system ideal for more standard footprints and multi unit developments\*

Based on the same principle as the Atlas, the JRS is a standard components option system comprised of internal and external corners, side elements and surface elements. The components are easily assembled and cut on site if required.

- ✓ Lightweight – easy assembly
- ✓ Speed of construction
- ✓ Energy efficient
- ✓ Technically approved



\* Minimum orders apply

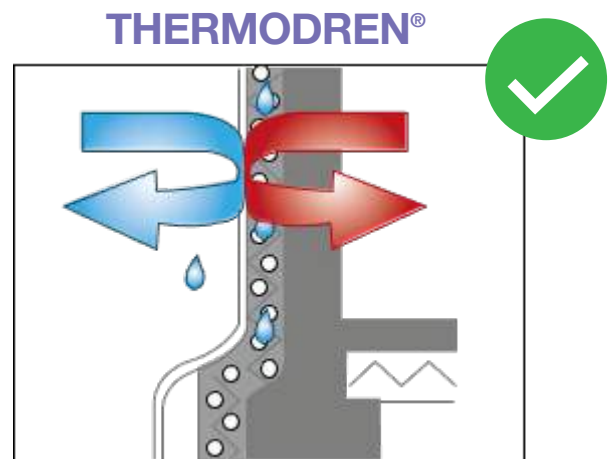
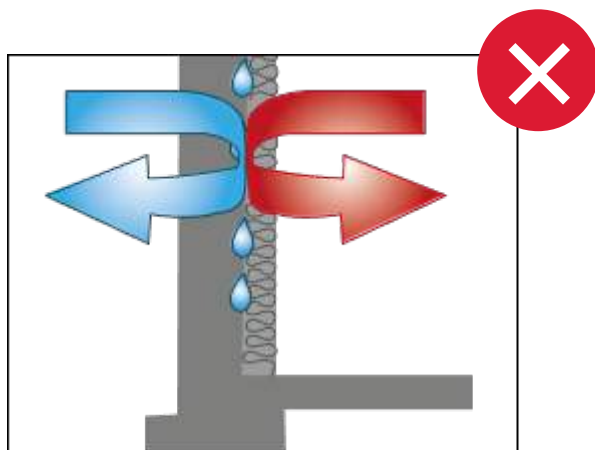

Component	DIMS (MM)	INSULATION THICKNESS (MM)
<b>Surface Element</b>  <p>Covers the majority of the floor area</p>	1265 x 615 mm, covering area 1250 x 600	100 to 320 mm
<b>Edge Element</b> 	-	100 to 320 mm
<b>External Corner Element</b> 	-	100 to 320 mm
<b>Inner Corner Elements</b> 	-	80 to 320 mm

# JACKON THERMODREN®

Jackon Thermodren® is a pressure-resistant and solid drainage board system manufactured in the Jackopor® 100.

The boards are used for External insulation and drainage of basement walls. With its patented small horizontal and vertical perforations, the board provides optimal drainage of moisture and water.

- ✓ Insulation and drainage in the same board
- ✓ Allows the basement walls to dry out
- ✓ Reduced Energy Costs
- ✓ Available in different thicknesses



# JACKON THERMODREN®

## JACKODUR THERMODREN® - Technical Data Sheet

Specification	Standard	Unit	JACKON THERMODREN®
Recommended Maximum Filling height-heavy backfills	NS-EN10456	x 10-3 W/mK	38
Pressure strength: Short term load (breaking load)	NS-EN 826	kN/m <sup>2</sup>	100
Highest recommended long-term load at 2% deformation (nominal load)	NS-EN 1606	kN/m <sup>2</sup>	30
Drainage capacity (vertical)	-	l/min/m	100 mm: 60 l/min/m 200 mm: 120l/min/m
Fibre cloth (glued / loose)	-	-	N2
Recommended Maximum Filling height-heavy backfills	Clay, etc	m	0 - 4,0
Recommended Filling height - medium-heavy backfills	Gravel, soil, sand, blasted stone, etc	m	0 - 6,0
Recommended Filling height - lightweight backfills	EPS, Glasopor, etc	m	0 - 10,0



	DIM (mm)	Thickness	Item no	Pack Size	
				Unit	m <sup>2</sup>
Thermodren 100 -With cloth	600 x 1200	100	50947286	4	2,880
Thermodren 200-With cloth	600 x 1200	200	51062226	2	1,440

Item	DIMS (mm)	Item No	Pack Size
<b>EPS Closing board</b>			
 <p>Caps the top layer of Thermodren</p>	1200x100	50984152	10
	1200x200	51480202	10
<b>Thermodren Plastic flashing</b>			
 <p>Avoids water penetration at the top connection</p>	2400x100	53591716	10
	2400x200	56849134	10
<b>Plastic Plugs</b>			
 <p>To connect the Thermodren panels</p>	10	51052956	50
<b>Insulation Fixing Screws</b>			
 <p>To fix Thermodren or other insulation to masonry backgrounds</p>	95	51602475	200
	115	51602486	200
	135	51602494	200
	195	51602505	100
	235	51602513	100
<b>Plastic spike</b>			
 <p>Attaches Thermodren to Thermomur external layer prior to backfill</p>	70	56862975	250
	140	56862986	250
	180	56862994	250
	250	56863005	250

# JACKON Technical Support

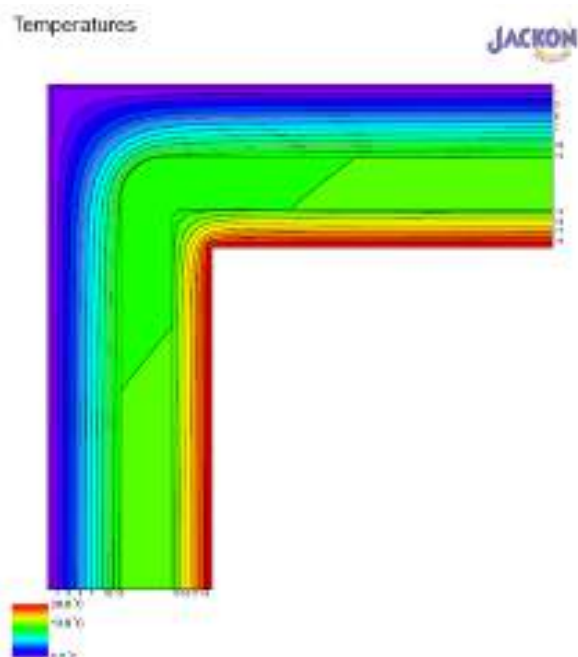
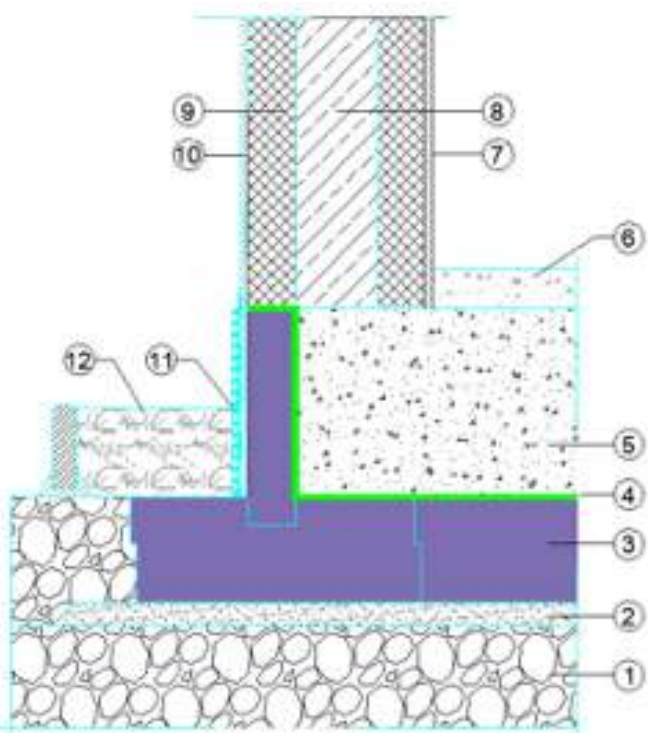
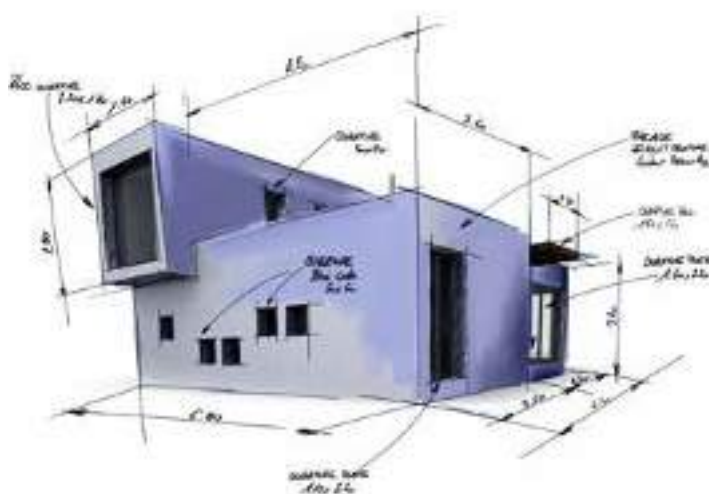
**Jackon Technical Customer Service is staffed by professionals with many years experience with insulation and building systems as a special field. Ask us, we know what we're talking about!**

Whether for small or large construction projects our dedicated staff are ready to assist with advice and guidance.

Jackon's customers are welcome to contact us with any questions of a technical nature and for assistance with construction solutions and calculations.

Our goal is to get your construction project off to the best start, a safe and effective implementation and an optimal result.

- ✓ Product selection guidance
- ✓ Estimating services FOC
- ✓ CAD Standard Construction Details
- ✓ U Value & Thermal Bridging Analysis



Solutions for construction.  
Simple but **effective**.

JACKON UK Limited  
Unit 5 Ormside Close  
Hindley Industrial Estate  
Hindley Green  
WN2 4HR

e. [sales@jackon.co.uk](mailto:sales@jackon.co.uk)  
t. 01204 221089  
[www.jackon-insulation.co.uk](http://www.jackon-insulation.co.uk)

Committed since 1956

